

Istituto Professionale Caselli di Siena, Italy
Sint-Vincentiusinstituut Anzegem, Belgium
College Lycee Maitrise de Massabielle, France
Colegio Aljarafe S.C.A., Spain

www.greenmyschool.net

International Project Green My School



Name:




Class(es):





Group: 4

School year: 2015 - 2016



“Green My School”
Assignment 5: Dissemination
Making our voice public

<p>Competence?</p> 	<ul style="list-style-type: none"> • Problem solving • Computer skills • Communication skills: <ol style="list-style-type: none"> a. Report writing, b. Presentation skills, c. Public relations, d. Language skills
<p>Assignment?</p> 	<p><u>Taking action: what 's your job?</u></p> <ul style="list-style-type: none"> • To increase awareness within the school community about the negative impact that our society has on our environment. • To reflect on our environmental impact. • To inform the school community about the development of the Green My School project. • To spread the results of our project within and outside of the school community. • To make our voice public, influencing others to be more sustainable.
<p>How do you work this out? What steps do you need to complete?</p> 	<p><u>Part I: Create a Green My School corner in the school</u></p> <ol style="list-style-type: none"> 1. Decide where in the school we will be publishing our results, news... 2. What permanent resources do we need for the Green My School corner? Make a list of them, substantiate our need to acquire them and make a proposal to the school management to fund your proposal. <p><u>Part II: Design whole school activities to increase awareness within the school</u></p> <ol style="list-style-type: none"> 1. Design activities to increase awareness about: <ol style="list-style-type: none"> a. Emissions b. Sustainable Food c. Waste d. Greening <p>The activities should have an impact on the whole school community. At least one dissemination activity should be organised every three weeks.</p> 2. Document any organised activities (pictures, films of the activities, etc)

	<p><u>Part III: Increase awareness of the project outside the school: city hall, local green parties, local radio, ecologists associations...</u></p> <p>1. Contact the city hall, parties, etc and talk to them about how to publicise our project.</p> <p><u>Part IV: Gathering information from all the working groups and publishing it in the Green My School website</u></p> <p><u>Part V: Final Report (2 h)</u></p> <p>1. Produce a final report of all the activities that were organised during the year by the dissemination group and the impact that we think they had on the community.</p> <p>2. Make a presentation of 10 minutes to present the results to your classmates.</p>
<p>Timing?</p> 	<ul style="list-style-type: none"> • Approximately twelve hours.
<p>Result?</p> 	<ul style="list-style-type: none"> • All activities: Green My School corner, pictures, short films... • Presentation of 10 minutes with all the recorded data and the conclusions of your final report.
<p>Needed materials?</p> 	<p>1. Internet and computer access.</p>
<p>Group composition?</p> 	<p>Dissemination: 2 groups with 4-5 students per group (Colegio Aljarafe).</p>